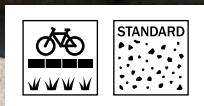



TECHNICAL DATASHEET: BEST LINEA I, II, LINEA CORNER, LINEA ARCHED

BEST



TECHNICAL INFORMATION



Layout dimensions

name		layout dimensions (mm)			quantity (pcs)		weight (kg)			max. tonnage up to 24 t	
		height	length	width	layer	pallet	pcs	pallet	pallet included	pcs of pallets	pcs
BEST LINEA I		250	500	80	20	60	22.0	1320	1350	17	1020
BEST LINEA II		250	1000	80	10	30	43.0	1290	1320	18	540
BEST LINEA R0.5 outer		250	780	80	9	18	35.0	630	660	24	432
BEST LINEA R1 outer		250	length of outer curve 780	80	9	18	38.0	684	714	24	432
BEST LINEA corner 90 outer		250	250/250	80	18	36	17.0	612	642	24	864

We are holders of the Gold Certificate for complete certification according to ISO 9001, ISO 14001, ISO 50001, ISO 45001. Our products are manufactured and inspected pursuant to European harmonized standards.

product height	product width	production standard	maximum deviation from declared production dimensions		bending tensile strength	skid/slip resistance	ČSN 73 1326, weather resistance, method A
			width and height	length			
250 mm	80 mm	ČSN EN 1340	±3 % (min. 3 mm, max. 5 mm)	max. ±1 %	≥ 3.5 MPa	satisfactory	≤ 1.0 kg/m ² after 100 cycles

EXPLANATIONS OF PICTOGRAMS




The park curb for areas with low traffic intensity, parking spaces of family houses, non-motorized roads, parking areas



Surface basic

SURFACE FINISHES AND COLOURS



NATURAL



CARAMEL



ANTHRACITE

surface	characteristics	colour
STANDARD	standard surface with natural aggregate roughness corresponding to the visible layer of concrete paving	natural, caramel, anthracite

GENERAL INFORMATION

Two-layer vibrated curb with high strength, frost resistance, surface resistance to water and chemical de-icing agents. The curb has low abrasion and good adhesion properties. BEST concrete elements are permanently impregnated against contamination.

The minimum shipping quantity is 1 piece. The goods are loaded on marked pallets BEST (30 kg) or BEST large (38 kg) according to the production capacity of individual plants.

When laying, the pieces are to be joined together, following the correct procedure according to the instructions for use (www.best.cz).



703/2020

