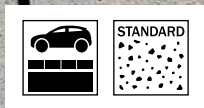



TECHNICAL DATASHEET: BEST MONO I, II (half, transitional left and right, ramp, arched and corner)

BEST.



TECHNICAL INFORMATION



EXPLANATIONS OF PICTOGRAMS



Road curb




Surface basic


TECHNICAL DATASHEET: BEST MONO I, II (half, transitional left and right, ramp, arched and corner)

BEST

TECHNICAL INFORMATION

Layout dimensions

name		layout dimensions (mm)			quantity (pcs)		weight (kg)			max. tonnage up to 24 t	
		height	length	width	layer	pallet	pcs	pallet	pallet included	number of pallets	m ²
BEST MONO I		300	1000	150/120	4	12	102.0	1224	1254	15	225
BEST MONO II		250	1000	150/120	5	15	86.0	1290	1320	18	270
BEST MONO II, half		250	500	150/120	8	24	43.0	1032	1062	22	528
BEST MONO, transitional left		250/150	1000	150/120	4 left + 4 right	4 left + 4 right	70.0	560	590	24	192
BEST MONO, transitional right		250/150	1000	150/120							
BEST MONO ramp		150	1000	150	5	25	53.5	1338	1368	17	425

name		layout dimensions (mm)			quantity (pcs)		weight (kg)			max. tonnage up to 24 t	
		height	length of outer curve	width	layer	pallet	pcs	pallet	pallet included	number of pallets	m ²
BEST MONO II R0.5 outer		250	780	150/120	5	15	53.0	795	825	24	360
BEST MONO II R1 outer		250	780	150/120	5	15	58.5	878	908	24	360
BEST MONO II R2 outer		250	780	150/120	6	18	60.5	1089	1119	21	378
BEST MONO II R0.5 inner		250	780	150/120	3	9	72.0	648	678	24	216
BEST MONO II R1 inner		250	780	150/120	4	12	68.0	816	846	24	288
		height	length	width	layer	pallet	pcs	pallet	pallet included	number of pallets	m ²
BEST MONO II corner 90 outer		250	250/250	150/120	12	36	27.5	990	1020	23	828
BEST MONO II corner 90 inner		250	400/400	150/120	8	24	52.5	1260	1290	18	432

These values vary depending on the production capabilities of individual BEST plants, see www.best.cz for details.


We are holders of the Gold Certificate for complete certification according to ISO 9001, ISO 14001, ISO 50001, ISO 45001. Our products are manufactured and inspected pursuant to European harmonized standards.

product height	product width	production standard	maximum deviation from declared production dimensions		bending tensile strength	skid/slip resistance	ČSN 73 1326, weather resistance, method A
			width and height	length			
300, 250	150	ČSN EN 1340	±3 % (min. 3 mm, max. 5 mm)	max. ±1 %	≥ 3.5 MPa	satisfactory	≤ 1.0 kg/m ² after 100 cycles

TECHNICAL DATASHEET: BEST MONO I, II (half, transitional left and right, ramp, arched and corner)

BEST.

SURFACE FINISHES AND COLOURS



NATURAL

surface	characteristics	colour
STANDARD	standard surface with natural aggregate roughness corresponding to the visible layer of concrete paving	natural

GENERAL INFORMATION

Two-layer vibrated curb with high strength, frost resistance, surface resistance to water and chemical de-icing agents. The curb has low abrasion and good adhesion properties. BEST concrete elements are permanently impregnated against contamination.

The minimum shipping quantity is 1 piece. The goods are loaded on marked pallets BEST (30 kg) or BEST large (38 kg) according to the production capacity of individual plants.

When laying, it is important to follow the correct procedure according to the instructions for use (www.best.cz).

Use: BEST MONO road curbs are ideal for public roads and industrial zones. The ramp, corner or arched elements are used for versatile use and easy implementation. Suitable for high load areas.

