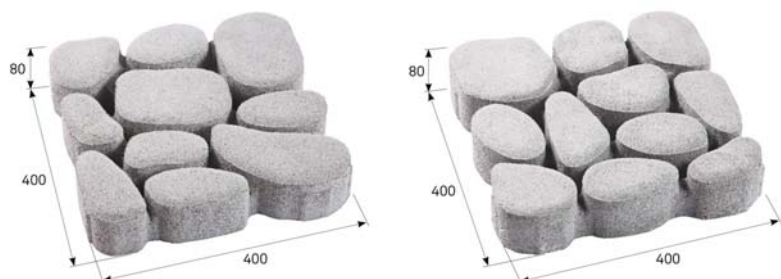


TECHNICAL INFORMATION

Example of both stone variants



Layout dimensions

name	layout dimensions (mm)			quantity (pcs)		weight (kg)			max. tonnage up to 24 tonnes		note	
	height	length	width	layer	pallet	pcs	layer	pallet	pallet included	pcs of pallets		pcs
BEST VALEA 	80	400	400	3+3	30+30	23	138	1380	1410	17	1020	share of greenery 21%

We are holders of the Gold Certificate for complete certification according to ISO 9001, ISO 14001, ISO 50001, ISO 45001. Our products are manufactured and inspected pursuant to European harmonized standards.

product height	production standard	maximum deviation from declared production dimensions		bending strength	skid/slip resistance	ČSN 73 1326, weather resistance, method A
		width and length	height			
80 mm	ČSN EN 1339	±5 mm	±3 mm	≥ 5 MPa	satisfactory	≤ 1.0 kg/m ² after 100 cycles

EXPLANATIONS OF PICTOGRAMS



Paving designed for sidewalks, bicycle paths and non-motorized traffic.




Surface basic




No facet

SURFACE FINISHES AND COLOURS



NATURAL



CARAMEL

surface	characteristics	colour
STANDARD	standard surface with natural aggregate roughness corresponding to the visible layer of concrete paving	natural, caramel

GENERAL INFORMATION

Two-layer vibrated grassing paving with high strength, frost resistance, surface resistance to water and chemical de-icing agents. The paving has low abrasion and good adhesion properties. BEST concrete elements are permanently impregnated against contamination.

The minimum shipping quantity is 1 piece (2 types of stone are produced, but it is not possible to order a specific type). The goods are loaded on marked pallets BEST (30 kg) or BEST large (38 kg) according to the production capacity of individual plants.

When laying, it is important to follow the correct procedure according to the instructions for use (www.best.cz).

Caution: We do not recommend to compact the BEST VALEA paving with a vibrating plate; the correct seating of the pavement on the subfloor is ensured by tapping with a rubber stick over a wooden board.

Tip for laying: to achieve maximum infiltration capacity, we recommend filling the infiltration joints with crushed aggregate 2-5 mm. If grassing is required, a combination of 70 % crushed aggregate and 30% expansive substrate with grass seed is suitable (backfill 2 cm below the top edge of the paving).

